

## VIBRATIONS OF A DOUBLE-BEAM SYSTEM WITH INTERMEDIATE ELASTIC RESTRAINTS DUE TO A MOVING FORCE

F. Zakeš<sup>1</sup>, P. Śniady<sup>1</sup>

<sup>1</sup> Wrocław University of Environmental and Life Sciences, Wrocław, Poland

e-mail: filip.zakes@upwr.edu.pl, pawel.sniady@upwr.edu.pl

### 1. Mathematical model and governing equations

We investigate the dynamic behavior of a system of two beams with arbitrary boundary conditions, connected with a number of  $k$  elastic restraints of finite stiffness  $s$  (see figure 1). Beams can have different flexural rigidity  $EI$ , mass density  $m$ , damping coefficient  $c$  and length  $L$ . One of the beams is subjected to a point force of constant magnitude  $P$  moving with constant velocity  $v$ . Equations of motion describing flexural vibrations  $w_I = w(x_I, t)$  and  $w_{II} = w(x_{II}, t)$  of the beam I and II have the form:

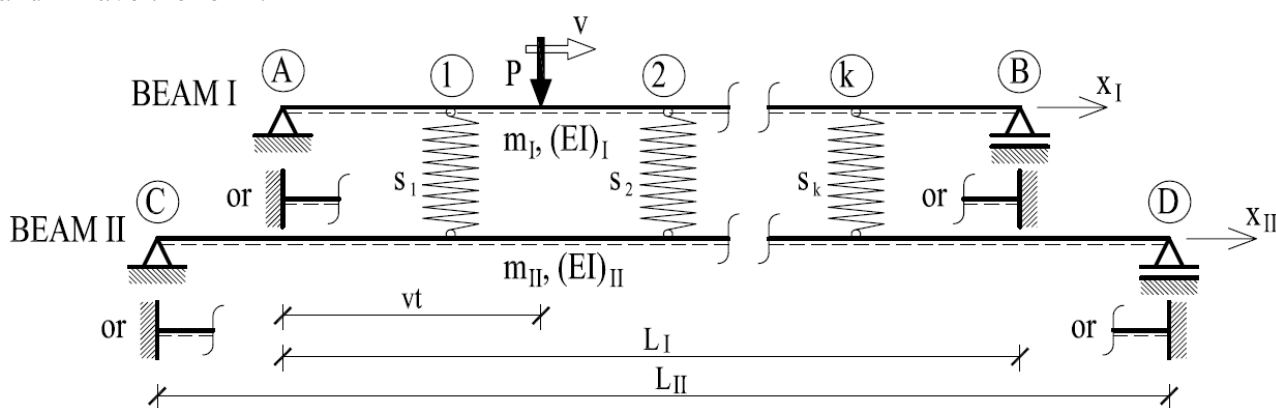


Fig 1. Double-beam system with multiple elastic restraints subjected to a moving force

$$(1) \quad (EI)_I w_I^{IV} + c_I \dot{w}_I + m_I \ddot{w}_I + \sum_{i=1}^k s_i [w_I - w_{II}] \delta(x_I - x_{I,i}) = P \delta(x_I - vt)$$

$$(2) \quad (EI)_{II} w_{II}^{IV} + c_{II} \dot{w}_{II} + m_{II} \ddot{w}_{II} + \sum_{i=1}^k s_i [w_{II} - w_I] \delta(x_{II} - x_{II,i}) = 0$$

where roman numerals denote differentiation with respect to spatial coordinates  $x_I$  and  $x_{II}$  while dots ( $\dot{\phantom{x}}$ ) denote differentiation with respect to time  $t$ . Symbol  $\delta(\cdot)$  denotes the Dirac delta.

In the presented method we replace analyzed structure with two single-span beams. Vibrations of the upper beam can be described as  $w_I = w_I^P + \sum_{i=1}^k w_I^{X_i}$  while vibrations of the unloaded lower beam are equal to  $w_{II} = -\sum_{i=1}^k w_{II}^{X_i}$ . Expression  $w_I^P$  denotes vibrations of the single-span beam due to the given moving force  $P$  while expressions  $w_I^{X_i}$  and  $w_{II}^{X_i}$  are vibrations of the I and II beam resulting from the force  $X_i(t)$  in the „i” elastic restraint. Forces  $X_i(t)$  can be determined from a set of compatibility equations:

$$(3) \quad w_I^P(x_{I,i}, t) + \sum_{i=1}^k w_I^{X_i}(x_{I,i}, t) + \sum_{i=1}^k w_{II}^{X_i}(x_{II,i}, t) + \frac{X_i(t)}{s_i} = 0$$

If we assume that vibrations  $w_I^{X_i}$  and  $w_{II}^{X_i}$  are presented in the convolution form with use of Duhamel's integral, equation (3) will have the form of the Volterra integral equation of the second order which can be solved numerically applying methods described in [4].

## 2. Numerical example

Presented example is of a three-span double-beam system (see figure 1). Upper beam is simply supported while the lower beam is clamped on both ends. Beams have the same length  $L = 12\text{ m}$ , flexural rigidity  $EI = 4 \cdot 10^6\text{ Nm}^2$  and mass density  $m = 25\text{ kg/m}$  and are connected with two elastic restraints of stiffness  $s_1 = s_2 = 1 \cdot 10^6\text{ N/m}$ . System is subjected to a point force of constant magnitude  $P = 1000\text{ N}$  moving on the upper beam with constant velocity  $v = 30\text{ m/s}$ . In further calculations we analyze dynamic deflections of the middle points at the upper and lower beam (sections “a” and “b”). Results for the both sections are presented on the figure 3.

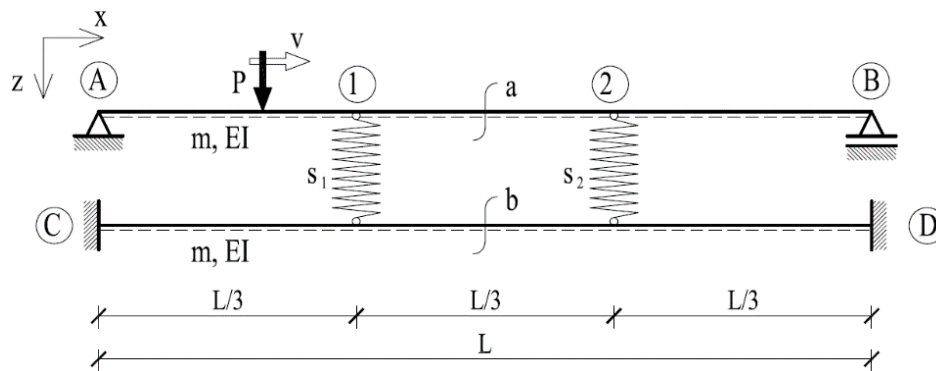


Fig 2. Double-beam system with two elastic restraints

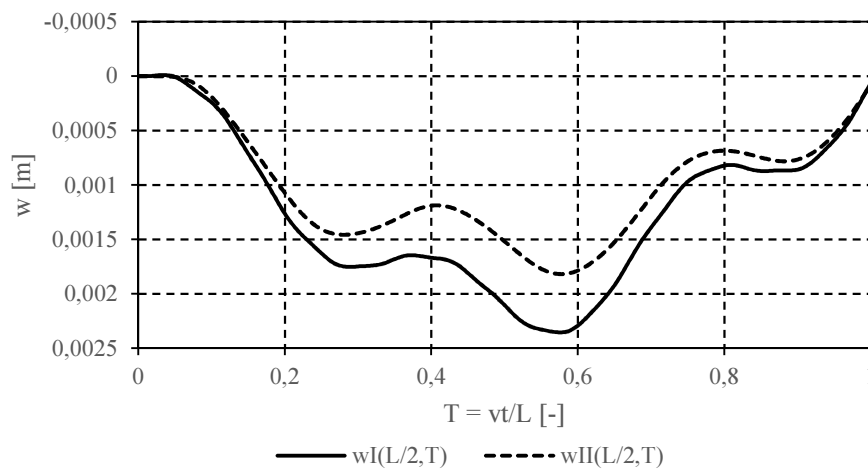


Fig 3. Dynamic deflections of the middle points at the upper and lower beam

## 3. References

- [1] L. Fryba (1999). *Vibrations of solids and structures under moving load*, Telford, London.
- [2] M. Abu-Hilal, (2006). Dynamic response of a double Euler-Bernoulli beam due to a moving constant load, *Journal of sound and vibration.*, **297**, 477-491.
- [3] Z. Oniszczuk, (2003). Forced transverse vibrations of an elastically connected simply supported double-beam system, *Journal of sound and vibration.*, **264**, 273-286.
- [4] F. Zakęś, P.Śniady (2016). Application of Volterra Integral Equations in Dynamics of Multispan Uniform Continuous Beams Subject to a Moving Load, *Shock and vibration*, 1-12.